

PREPAID PHONE

Company: **au**

Qualifications:

- A period of your stay in Japan must be more than 3 months.
- You must have an alien registration card

Calling with a Prepaid Phone

You can use Prepaid Cards with CDMA Prepaid Phones.



Usage Fees and Usable Periods

Service is available throughout the service area in Japan.

| | | |
|---|---------------------------------------|---|
| Calling rates per minute | | 100 yen (10 yen/6 seconds) |
| Data transmission rates per minute | When using DION* | 40 yen (20 yen/50 seconds) |
| | When using a provider Other than DION | 100 yen (10 yen/6 seconds) |
| Rates for sending C-Mail | | 5 yen each |
| Usable period** | | From the day of registration, 3,000 yen: 60 days 5,000 yen: 90 days 10,000 yen: 365 days |
| Service area | | All over Japan |

* When used with Minimini Course, Baribari Course, Mighty Course, or Komikomi Course.

** Even if there is no remaining balance on the card, calls can still be received during the usable period.

Note that the usable period is calculated from the day of registration.

| Prepaid Card | Calling Amount | Usable Period | Rechargeable Period |
|---|----------------|---------------|---------------------|
| 3,000 yen | 3,000 yen | 60 days | 90 days |
| 5,000 yen | 5,500 yen | 90 days | 90 days |
| 10,000 yen | 10,000 yen | 365 days | 90 days |
| Three Little Pigs (set of three 1,000 yen cards) | 1,000 yen each | 30 days each | 90 days each |

Types and Rates

There are four types of Prepaid Cards. Choose the one that fits your frequency of use.

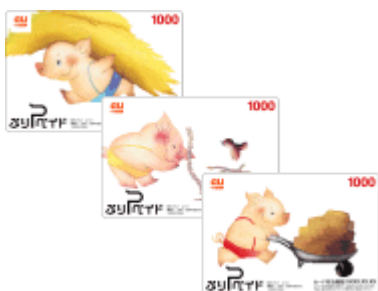
■ Types of Prepaid Cards

Prepaid Card Set 3,000
(This product is a set of three cards.)

Prepaid Card
10,000

Prepaid Card
5,000

Prepaid Card
3,000



"Three Little Pigs" Cards
(Three 1,000 yen cards) *

* This may not be available in some areas.

How to Use

Using Prepaid Service is very easy. Just purchase a "Prepaid Phone" and "Prepaid Card", and complete the registration to begin. And if you wish to continue using the service, just register a new "Prepaid Card". You can also check your remaining balance and usable period.

* No calling charges are incurred when calling **14000** or **1407**.

Choosing Guidance Language

You can choose the language in which guidance is provided.
If no language is chosen, guidance will be provided in Japanese.

1 Call **1407** from a Prepaid Phone.

2 Follow the guidance and choose a language.

1 Japanese **2** English **3** Portuguese

4 Korean **5** Chinese **6** Thai

3 Selection is complete.

All guidance from this point on will be provided in the language you have selected.

Registering and Adding Cards

When using the service for the first time, you must register your card.
Follow the same steps to add new Prepaid Cards.

1 Call **14000** from a Prepaid Phone.

2 Follow the guidance and press **1** to register your card.

3 Enter the 16-digit code on the back of your Prepaid Card and press the pound key **#**.

4 Registration is complete.

The remaining balance and usable period at the time your registration is completed will be announced.

* If you make a mistake while entering the number, press the star key ***** and enter the number again from the beginning.

* You may become unable to use the card if you enter the wrong number several times, so please

use caution when entering the number.

* In some cases when registering a new card or recharging/adding a card during late night hours, you may not be able to immediately make calls. We appreciate your understanding.

Checking Remaining Balance and Usable Period

- 1 Call **1400** from a Prepaid Phone.
- 2 Follow the guidance and press **2** to check balance.
- 3 The remaining balance and usable period at the time of your call will be announced.

Notes

- If the balance reaches 0 yen during a call, your card can no longer be used, even if you are still making a call. To continue using the service, please register a new Prepaid Card.
- Up to 10 Prepaid Cards can be registered at a time, but the usable period cannot exceed 365 days, and the total balance cannot exceed 60,000 yen (including tax).
- CDMA Prepaid Phones may have an EZ button and e-mail button, but these functions cannot be used.
- In order to use e-mail and EZweb you must switch your Prepaid Phone subscription to a standard au subscription. You can use the same telephone number as you use with your CDMA Prepaid Phone.
- Itemized invoices cannot be issued for calls made from CDMA Prepaid Phones.
- If you do not register a new card during the rechargeable period, your Prepaid Service contract will be cancelled.
- Once a contract is cancelled, using Prepaid Service again will require a new Subscriber Service Fee of 4,000 yen (4,200 yen including tax). Changing phone model will require a Prepaid Model Change Service Fee of 4,000 yen (4,200 yen including tax).

Available Services

■ C-Mail

C-Mail can be used all over Japan.

■ International calls

Make international calls using the KDDI 001 international call service with no special contract required.

How to Dial international calls

■ When calling with a CDMA Prepaid Phone

0 0 1 ♪ 0 1 0 ♪ country code ♪ destination number *

* Do not dial the first 0 if your destination number begins with 0 (some exceptions apply).

※ Some numbers cannot be dialed from standard au phones.

Calling Rates

The special Prepaid rates set by KDDI are applied regardless of the time you make your call.

| Country or Region | Calling time for 20 yen |
|--|-------------------------|
| U.S. (including Hawaii and Alaska) | 12 seconds |
| Canada | 9 seconds |
| Guam, Saipan | 9 seconds |
| South Korea | 9 seconds |
| China, Taiwan, Macao | 8 seconds |
| Singapore | 7 seconds |
| The Philippines | 7 seconds |
| Thailand, Indonesia, Malaysia | 6 seconds |
| Vietnam, Myanmar, Cambodia | 5 seconds |
| Democratic People's Republic of Korea | 8 seconds |
| Other North American countries (incl. Mexico) | 7 seconds |
| U.K. | 6 seconds |
| Germany, France | 6 seconds |
| Other Western European countries (incl. Italy) | 6 seconds |
| Other European countries (incl. Russia) | 6 seconds |

| | |
|--|-----------|
| Other European countries (incl. Russia) | 5 seconds |
| Australia | 7 seconds |
| New Zealand | 7 seconds |
| Other Oceanian countries (incl. Fiji) | 6 seconds |
| India | 5 seconds |
| Other South Asian countries (incl. Sri Lanka) | 5 seconds |
| Brazil | 4 seconds |
| Peru | 4 seconds |
| Other Central and South American countries (incl. Argentina) | 4 seconds |
| The West Indies (incl. Cuba) | 5 seconds |
| Middle East (incl. UAE) | 4 seconds |
| Africa | 4 seconds |


■ Other services

"Caller ID Display" and "Caller ID Request" services are also available.

List of Prepaid Card Dealers

Prepaid Cards are sold throughout Japan.

Prepaid Card Dealers

| | | | |
|--|---|---|--|
|  au Shops |  Coco Store |  Sunkus |  Save On |
|  PiPit |  Circle K |  Three F * |  Seven-Eleven |
|  Daily Yamazaki |  Family Mart * |  Poplar |  Mini Stop |
|  Lawson (Loppi) |  am/pm | | |

* When purchased at e-Tower (Three F), FamiPort (FamilyMart), or Loppi (Lawson), the card number for the Prepaid Card is issued on a sheet of paper.

Nearest au shop (Map attached below):

1. Near the west exit of Kashiwa station

Open from 10AM to 8PM

Tel: 04-7141-2323

AU web site (English):

<http://www.au.kddi.com/english/index.html>

Company: **Softbank**

Qualifications:

- A period of your stay in Japan must be more than 3 months.
- You must have an alien registration card

Charges

| | | |
|---------------------------|------------------|------------------------------|
| Calling rates per minute | | 90 yen (9 yen/ 6 seconds) |
| Long mail/ Long E mail | Sending charge | 15 yen/ message |
| | Receiving charge | 15 yen/ message |
| Sky mail | Sending charge | 5 yen/ message |
| | Receiving charge | Free |
| E mail | Sending charge | 5 yen/ message |
| | Receiving charge | Free |

Even if you have no prepaid balance remaining, you can still receive calls. You can also place emergency calls to [110], [119], and [118] and place calls to the prepaid handset's special number [1400], Softbank Customer Center ([113] and [157]) and to toll-free numbers and toll-free connection services.

Service activation is required for Long Mail message reception.

Dial **1400** from your prepaid handset and follow the directions to apply for the service.

1. Long Mail can be sent/ received using a Long Mail-compatible prepaid handset.
2. Long Mail can be applied for during service hours, from 10:00AM to 5:30PM
3. No application is required for sending Long Mail messages.

Usage Period

Each prepaid handset has a usage period in which calls can be made and received, and after the registered usage period ends, the prepaid handset has a usage period of the telephone number during which the telephone number only is valid.

Usage Period

Starting from the day
after you register a prepaid card
60 days for both
¥3,000 and ¥5,000 cards

Usage Period of the Telephone Number

360 days after the
expiration date of
usage period

The usage period is the period of time over the balance registered from prepaid card(s) can be used and depends upon the number of cards registered. The period starts the day following user registration or the day following card registration. The usage period can be extended up to 360 days maximum by registering several cards.

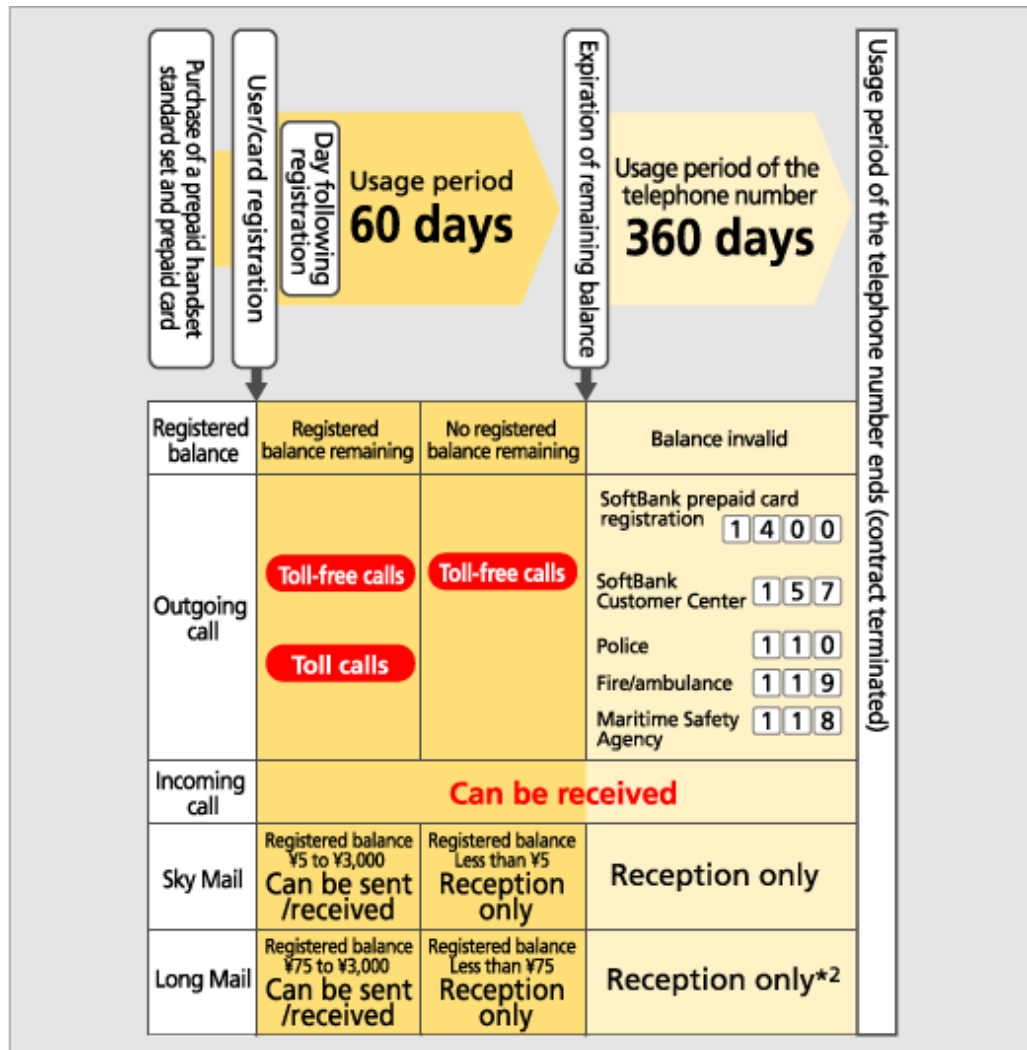
- * Outgoing calls cannot be made once the usage period expires.
- * After the usage period expires, any remaining card balance is lost.
- * If you have no remaining card balance or the usage period has expired, you can still make calls by registering additional cards to obtain a new card balance and usage period, as long as it is within the usage period of your telephone number.

The usage period of your telephone number is 360 days from the last day of the usage period of the registered prepaid card(s). If you register a new card during this period, you can keep the same telephone number.

- * If you do not register any new prepaid card during the usage period of your telephone number, your user registration will be automatically terminated and your Number will become invalid.
- * Long Mail service has to be reapplied every time you register a new prepaid card during the usage period of your telephone number.

Softbank Prepaid Service

"Usage Period" and "Usage Period of the Telephone Number" for prepaid handsets *



* The above example shows initial registration of a ¥3,000 card.

International Calls

Dial 0 1 0 +












Country Code + Area Code + Telephone Number

Calling Rates

| Country or Region | Weekday daytime (8AM – 7PM) | Weekday evenings (7PM – 8AM) Sat. Sun. & Hols. (all day) |
|--|--------------------------------|---|
| U.S.A., Canada | 45 yen/ 30 sec. | 27 yen/ 30 sec. |
| England, Germany | 65 yen/ 30 sec. | 36 yen/ 30 sec. |
| Korea, China, Taiwan, The Philippines | 65 yen/ 30 sec. | 36 yen/ 30 sec. |
| Thailand, Indonesia | 85 yen/ 30 sec. | 55 yen/ 30 sec. |
| Italy, France, Australia, Malaysia | 85 yen/ 30 sec. | 50 yen/ 30 sec. |
| Switzerland, Spain | 115 yen/ 30 sec. | 75 yen/ 30 sec. |
| Vietnam | 85 yen/ 30 sec. | 64 yen/ 30 sec. |
| Mexico | 109 yen/ 30 sec. | 60 yen/ 30 sec. |
| India, Russia | 115 yen/ 30 sec. | 82 yen/ 30 sec. |
| Brazil, Turkey | 140 yen/ 30 sec. | 81 yen/ 30 sec. |

How to Use

Please purchase a prepaid card at your nearest Softbank shop or convenience store.

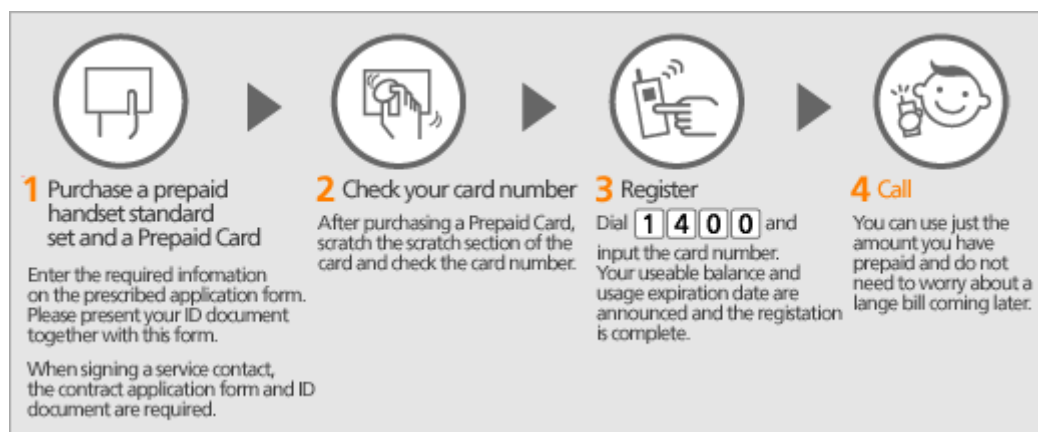
| | | | |
|---|---|---|--|
| Softbank Shops |  Lawson (Loppi) * |  Sunkus * |  Save On |
|  Family Mart * |  Circle K * |  Three F * |  Seven-Eleven |
|  Daily Yamazaki * |  am/pm |  Poplar |  Mini Stop * |

* Softbank Prepaid Cards will be issued with the card numbers printed on a sheet.

Nearest Softbank shops:


1. LaLaport Kashiwanoha shopping center (In front of Kashiwanoha station), 3rd Floor
Open from 10AM to 9PM
Tel: 04-7168-1770
2. Near the west exit of Kashiwa station (Map attached below)
Open from 10AM to 9PM
Tel: 04-7141-1166

To use a prepaid handset for the first time, it is necessary to register it.



Recharge Methods

Please purchase a prepaid card



¥3,000



¥5,000

After scratching the scratch section and checking the card number, dial **1400** and register the additional card according to the voice guidance.

OR

You can recharge (purchase additional charge for) your call charges via the Internet. Recharge amounts can only be paid by credit card.

For more details, go to the web site below:

http://mb.softbank.jp/mb/en/prepaid/purchase/recharge_credit.html

Softbank web site (English):

<http://mb.softbank.jp/mb/en/>

